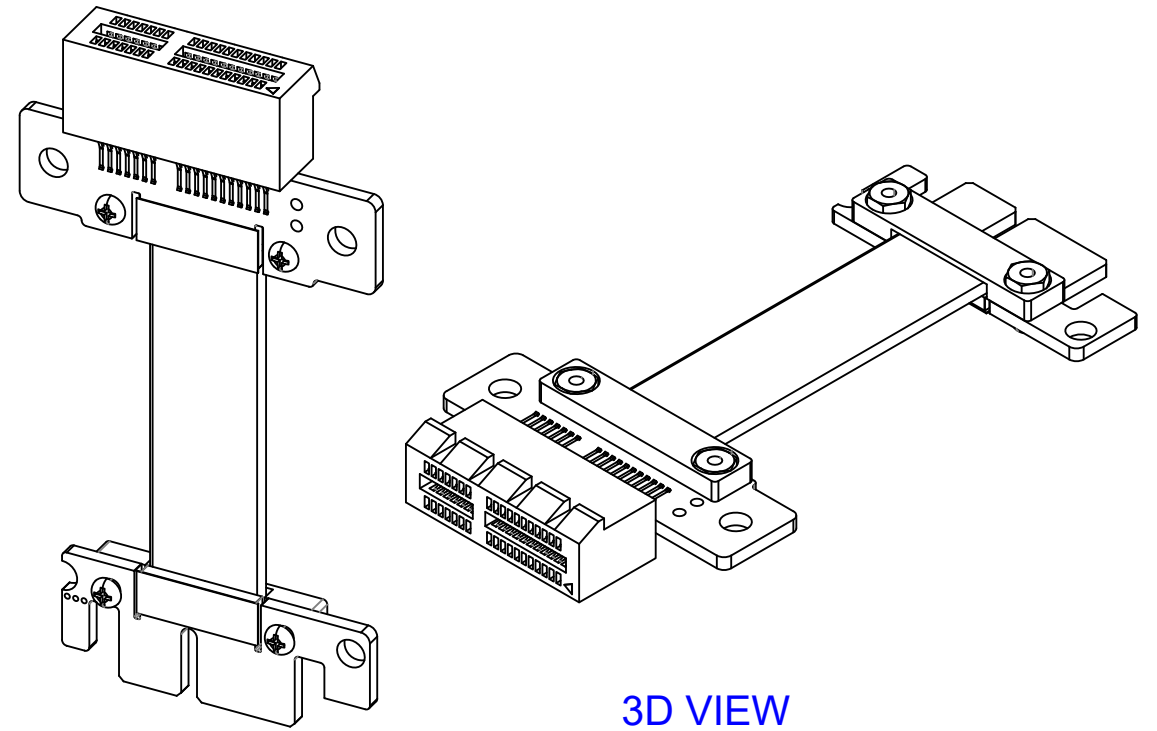
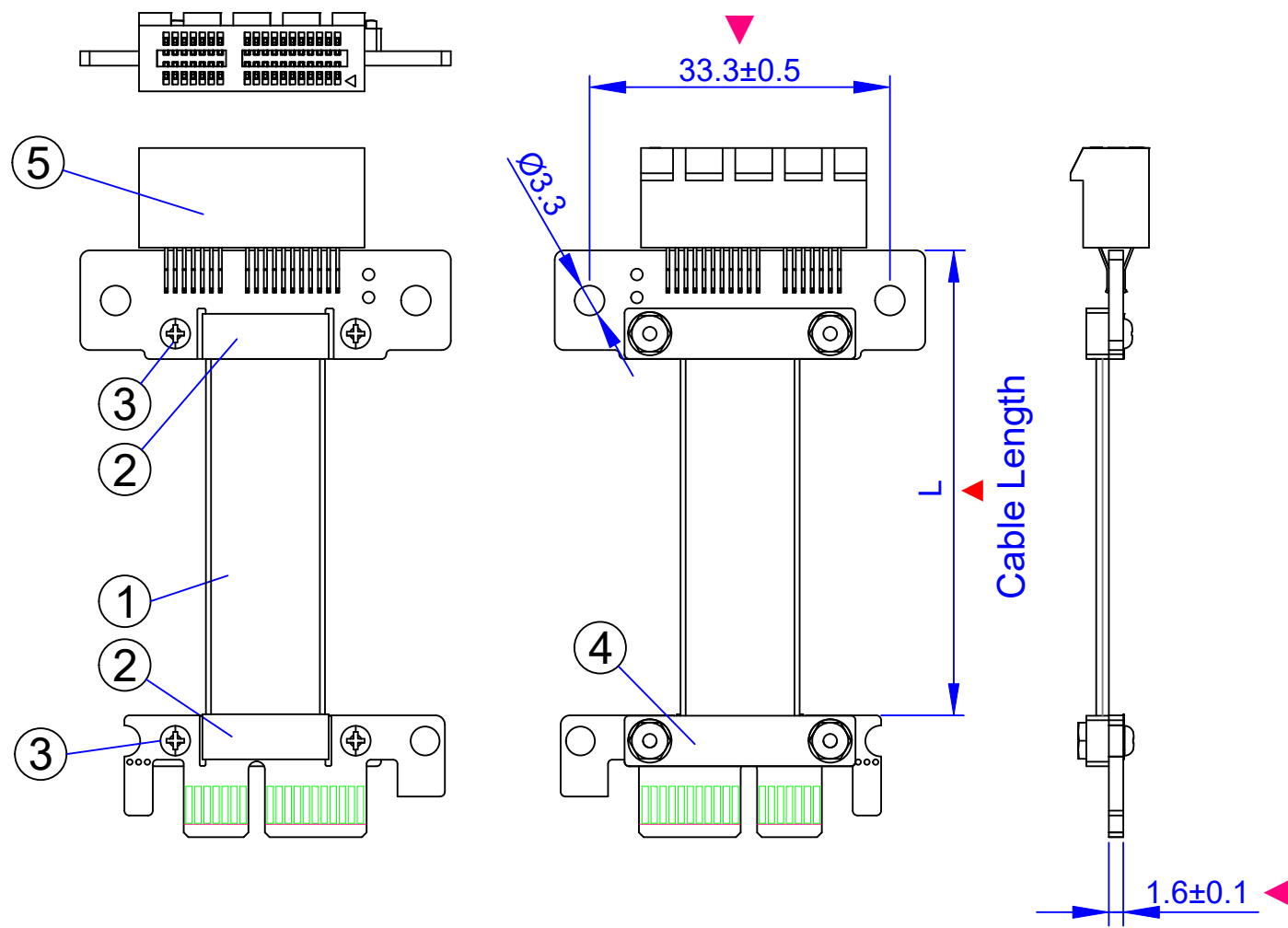


PROPRIETARY AND CONFIDENTIAL
 THE INFORMATION CONTAINED IN THIS DRAWING IS THE SOLE PROPERTY OF ADT-LINK ANY
 REPRODUCTION IN PART OR AS A WHOLE WITHOUT THE WRITTEN PERMISSION OF ADT-LINK IS PROHIBITED

版本 REV.	变更内容 DESCRIPTION	变更号 ECN No.	日期 DATE
1.0	ISSUE	REL	2020-Dec-22




3D VIEW

ELECTRONIC CHARACTERISTICS:
 Current Rating: 75W (Max.)
 Voltage Rating: 12V/3.3V ac(r.m.s) Max.
 Spark test: 1200V
 Dielectric strength test: Minimum 600V in 1 miute
 Insulation resistance: Minimum 95MΩ-Km
 Differential Impedance: 95Ω
 Pair match impedance: ±5Ω

FEATURES:
 Specification: PCIe 3.0 x1
 Bandwidth: 8Gbps (Max.)
 Function: PCIe x1 extension cable

PHYSICAL PROPERTIES:
 Operation Temp. Range: -20°C to 80°C

NOTE
 1.100% OPEN/SHORT TEST.
 2.DIMSION MARK "▼" BY QC CHECK.



R11SF-3cm	30±5
R11SF-5cm	50±5
R11SF-10cm	100±5
R11SF-15cm	150±5
R11SF-20cm	200±10
R11SF-25cm	250±10
R11SF-30cm	300±20
R11SF-40cm	400±20
R11SF-50cm	500±20
R11SF-80cm	800±30
Part-Number	Length (mm)

ADT-LINK

No.	PART NO.	DESCRIPTION	Q'TY
7			
6			
5	Connector	PCI-E x1 ,32PIN,Straddle Mount, Flank, Black, Open type, ROHS/HF Connetor	1Pcs
4	PAD	3mm thickness FR4 PCB PAD	2Set
3	Screw	M2 screw & hex nut	4Pcs
2	Tape	Acetate cloth tape	2Pcs
1	CABLE	CABLE,(WIRE20P=30AWG×12P,28AWG×8P),PE ;JACKET:BLACK,OD=1.4×13.2mm (95±10Ω),TPE	1Pcs

TITLE: PCIE x1 Extension Flat CABLE		DWG NO.: ADT-R1S-R1F			
		CUSTOMER NO.:			
		CUSTOMER P/N: R11SF			
SCALE	UNIT	CUS REV.	ADT REV.	DATE	SHEET
NONE	mm	1.0	1.0	2020-Dec-22	1/1
DRAWING/制图 <i>Gwydion</i>		CHECKED/审核		APPROVED/核准	